

*Powering new lifestyles*



***Next  
Driven.***

**Financial Results for the Nine Months  
Ended December 31, 2025**

**February 9, 2026**

**BANDO CHEMICAL INDUSTRIES, LTD.**



# Table of contents

- I . Financial Results for the Nine Months ended December 31, 2025
- II . Revision to Dividend Forecast for the Fiscal Year  
Ending March 31, 2026

# I . Financial Results for the Nine Months Ended December 31, 2025

# Financial Highlight

(Unit : Million Yen, % )

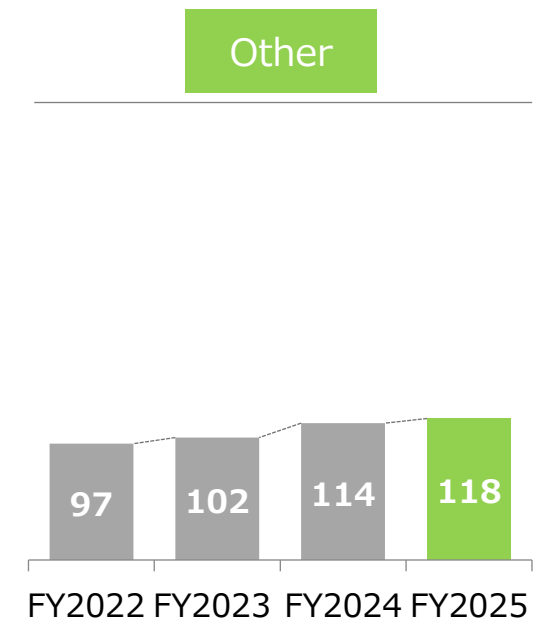
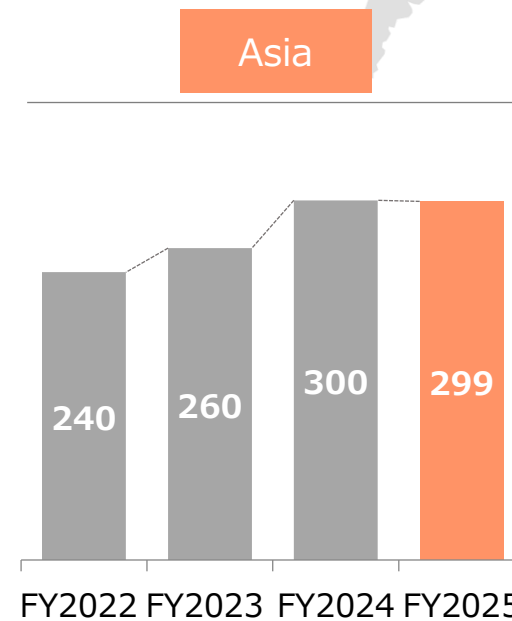
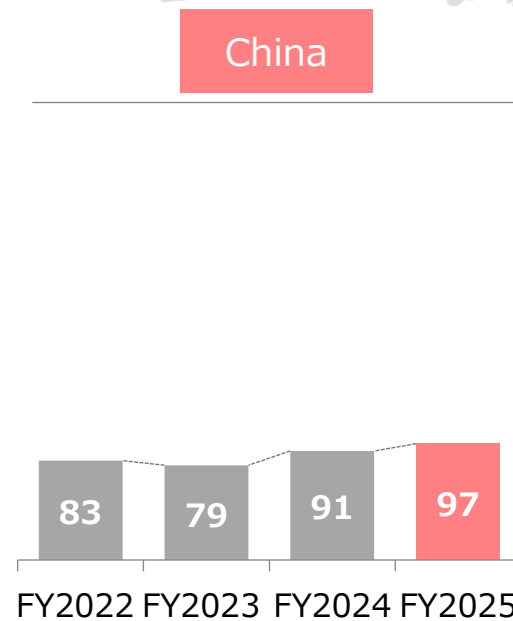
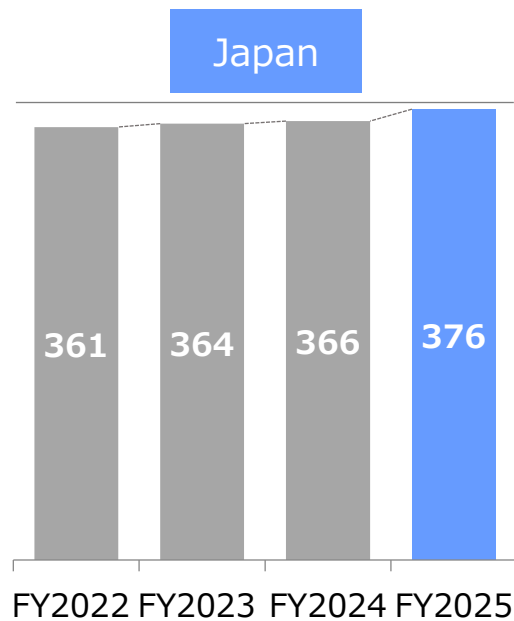
	FY2024 Q3			FY2025 Q3		FY2025 Full year		
	Result			Result	Change	Forecast	Achieved ratio	
Revenue	87,275			<b>89,191</b>	+1,915	117,000	76.2%	
Core Operating Profit	5,779			<b>7,192</b>	+1,413	8,200	87.7%	
Operating Profit	5,994			<b>9,426</b>	+3,432	10,500	89.8%	
Profit attributable to owners of parent	4,242			<b>7,156</b>	+2,914	7,400	96.7%	
Exchange rate	U	S	D	153.03	149.28	-	145.00	-
	T	H	B	4.37	4.60	-	4.40	-
	C	N	Y	21.26	20.92	-	20.00	-

- Revenue increased due to steady growth on a local currency basis despite the Japanese yen strengthened
- Operating profit and profit attributable to owners of parent increased due to the growth in core operating profit and the recording of insurance claim income (1,524 million yen) for the hail damage that occurred at the Company's Kakogawa Plant in the previous fiscal year

# Revenue by Area for Q3

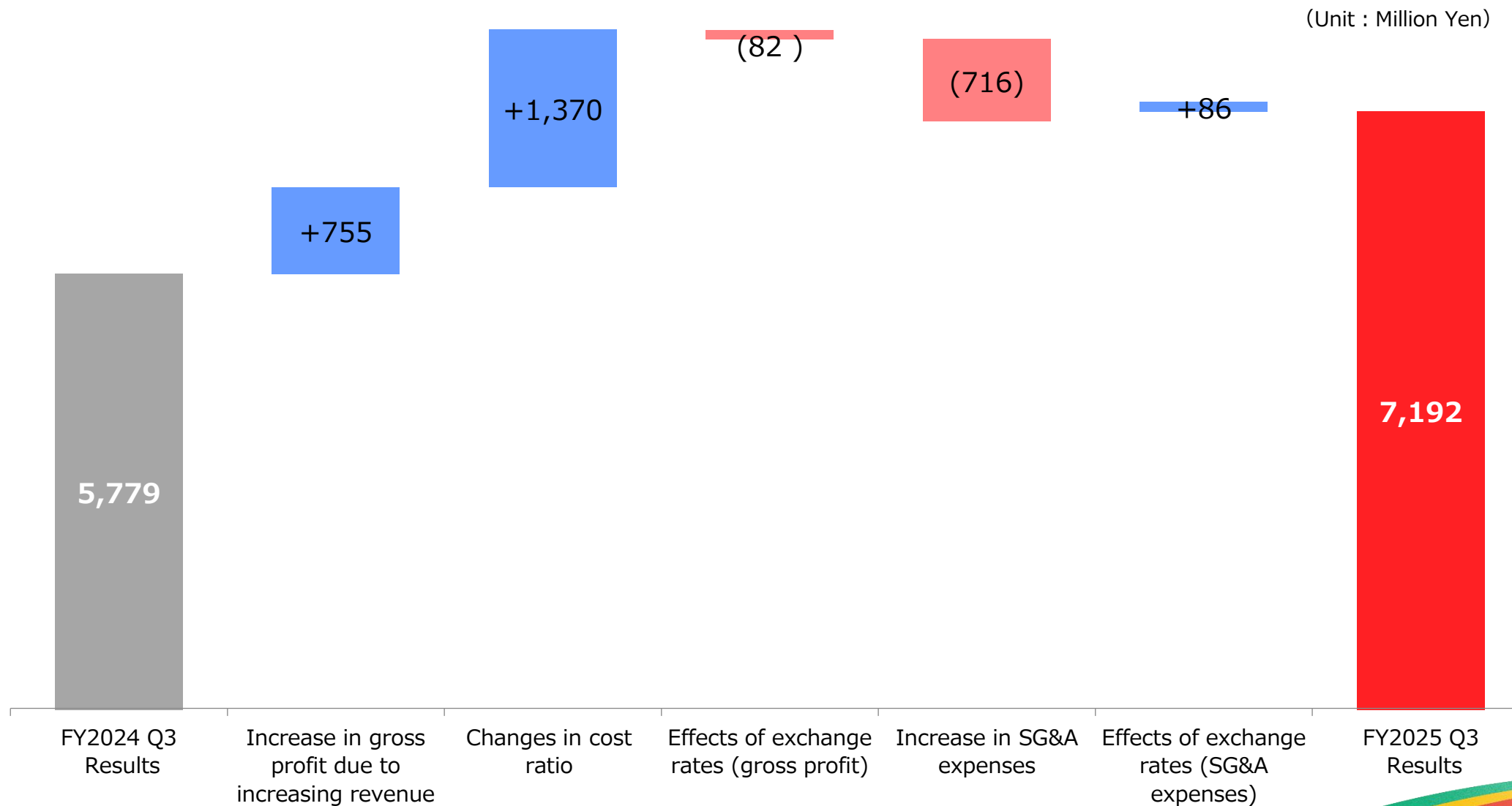


(Unit : 100 Millions Yen)



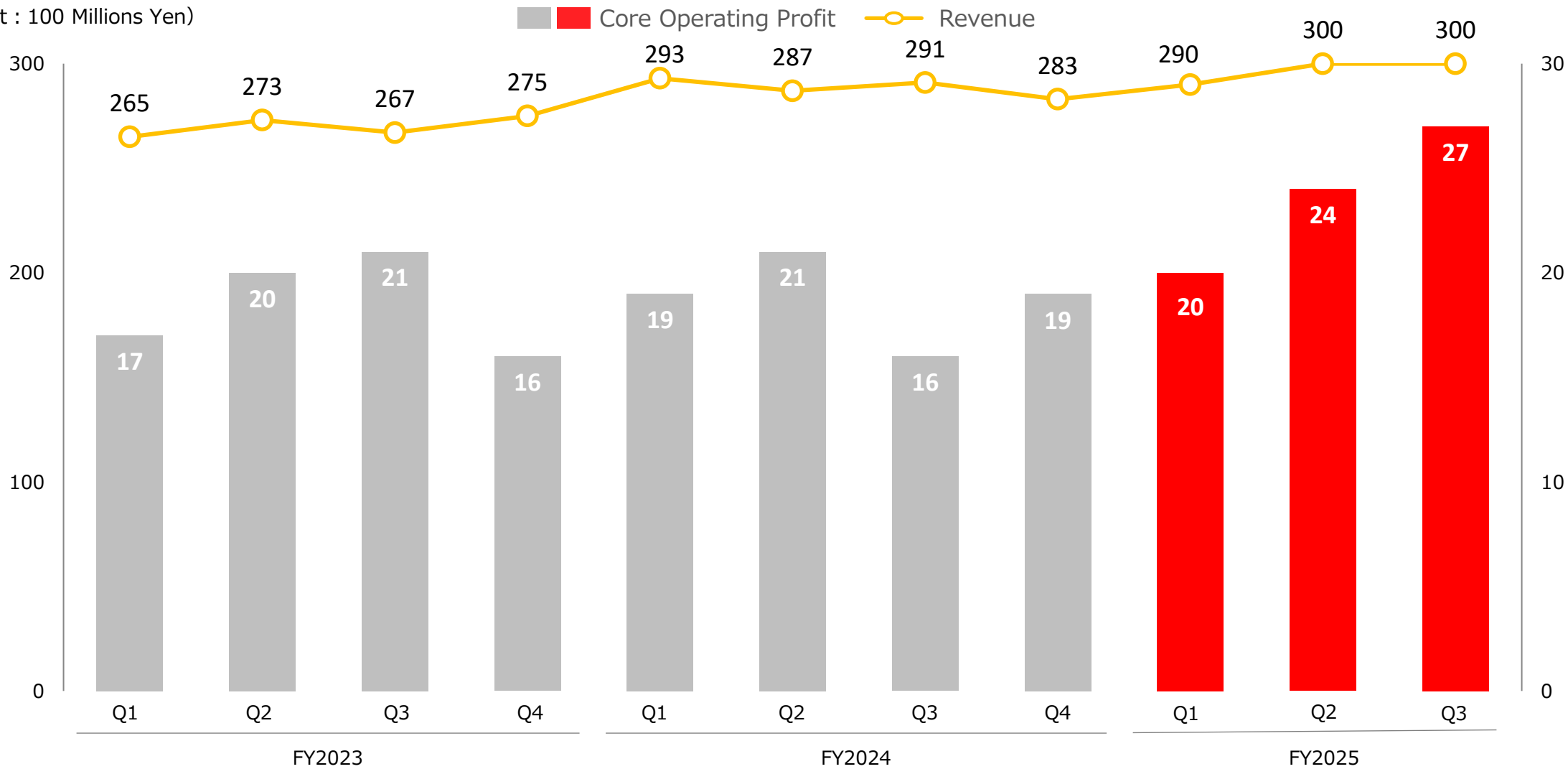
(※) The above amount was after the elimination of intersegment transactions.

# Analysis of Core Operating Profit



# Quarterly Operating Results (Revenue and Core Operating Profit)

(Unit : 100 Millions Yen)



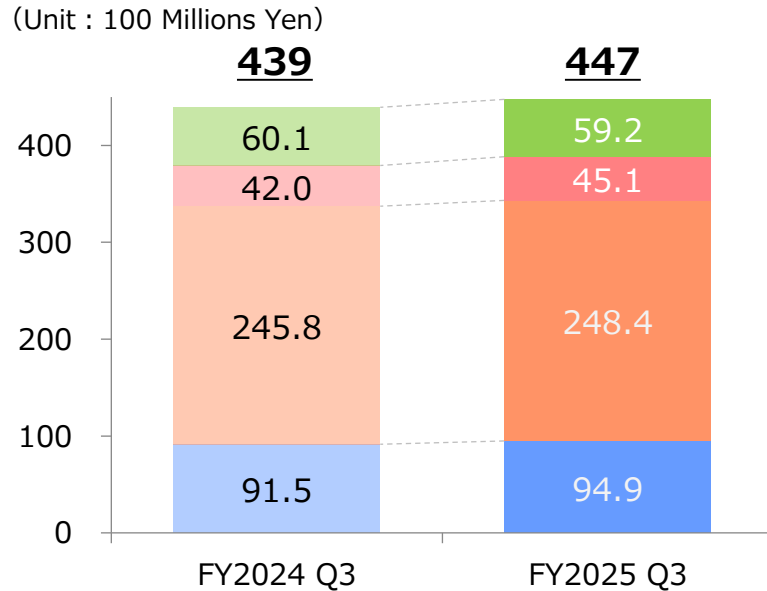
# Operating Results by Segment

(Unit : Million Yen , % )

	FY2024 Q3	FY2025 Q3		
	Result	Result	Change	Change in ratio
<b>Revenue</b>	<b>87,275</b>	<b>89,191</b>	<b>+1,915</b>	<b>+2.2%</b>
Automotive Parts	43,962	44,778	+816	+1.9%
Industrial Products	28,655	29,407	+752	+2.6%
Advanced Elastomer Products	10,759	10,786	+26	+0.2%
Other	4,502	4,902	+400	+8.9%
Adjustments	(603)	(684)	(80)	-
<b>Core Operating Profit</b>	<b>5,779</b>	<b>7,192</b>	<b>+1,413</b>	<b>24.4%</b>
Automotive Parts	3,446	4,073	+627	+18.2%
Industrial Products	1,951	2,510	+558	+28.6%
Advanced Elastomer Products	(51)	246	+298	-
Other	240	163	(77)	(32.2)%
Adjustments	192	199	+6	+3.4%

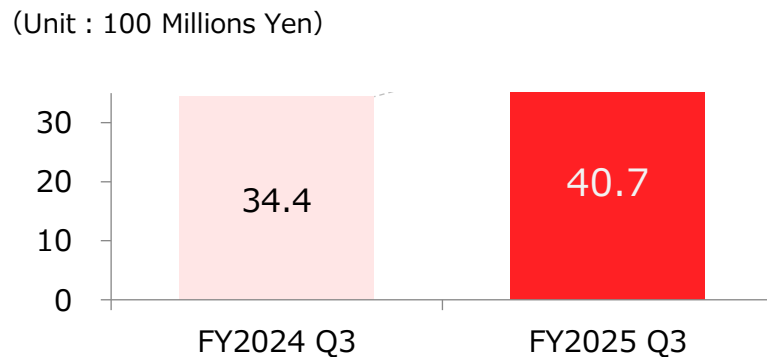
# Overview of Automotive Parts

## Revenue by Area



Other	(1.5)%	■ Sales of products for aftermarket industries decreased in the U.S.
China	+7.3%	■ Sales of variable speed belts for scooters increased.
Asia	+1.1%	■ Sales of variable speed belts for scooters increased.
Japan	+3.7%	■ Although automobile production volume decreased, sales of accessory drive power transmission belts (such as RIBACE™) increased due to an increase in the number of models adopting to the Company's products.

## Core Operating profit

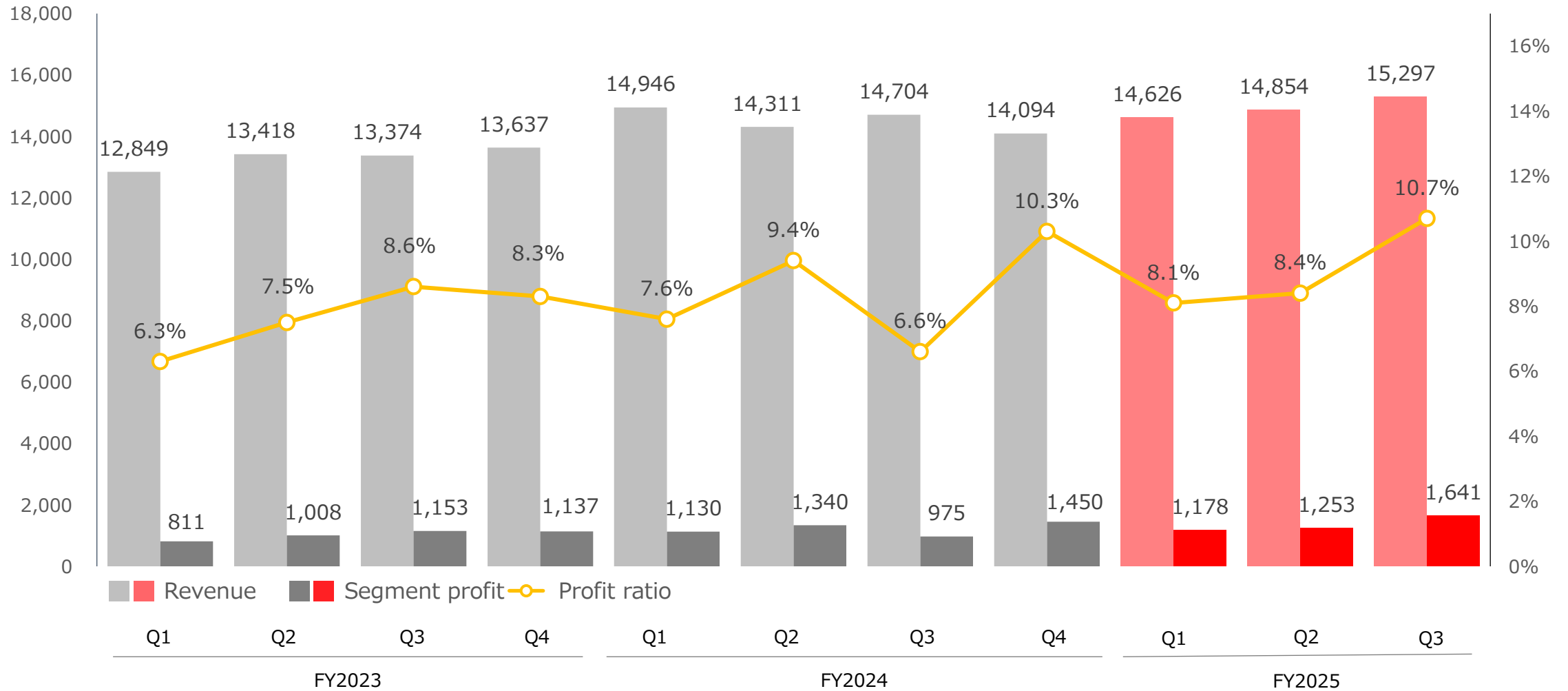


Core Operating Profit	+18.2%	■ Core operating profit increased due to an increase in revenue.
-----------------------	--------	------------------------------------------------------------------

Note: The above amount of revenue was after the elimination of intersegment transactions.

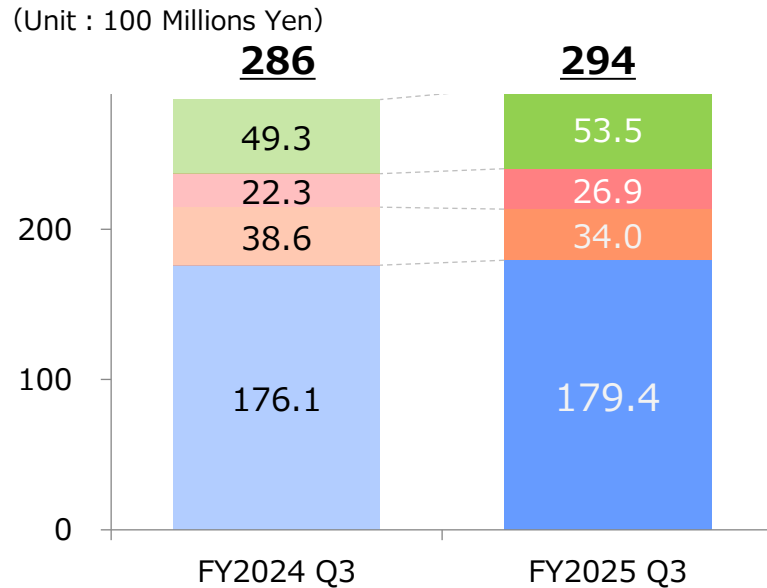
# Quarterly Operating Results for Automotive Parts

(Unit : Million Yen)



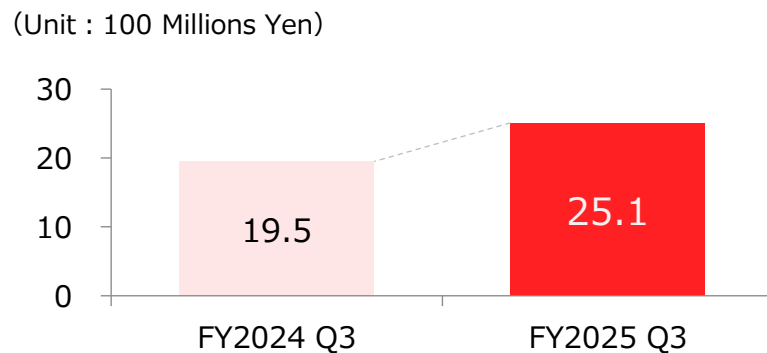
# Overview of Industrial Products

## Revenue by Area



Other	+8.5%	■ Sales of power transmission belts for industrial machinery increased.
China	+20.9%	■ Sales of power transmission belts for agricultural machinery increased.
Asia	(11.9)%	■ Sales of power transmission belts for agricultural machinery decreased.
Japan	+1.9%	■ Sales of power transmission belts for industrial machinery shifted the same level as the previous year. ■ Sales of heavy-duty conveyer belts and light-duty conveyer belts (such as SUNLINE™ belt) increased.

## Core Operating Profit

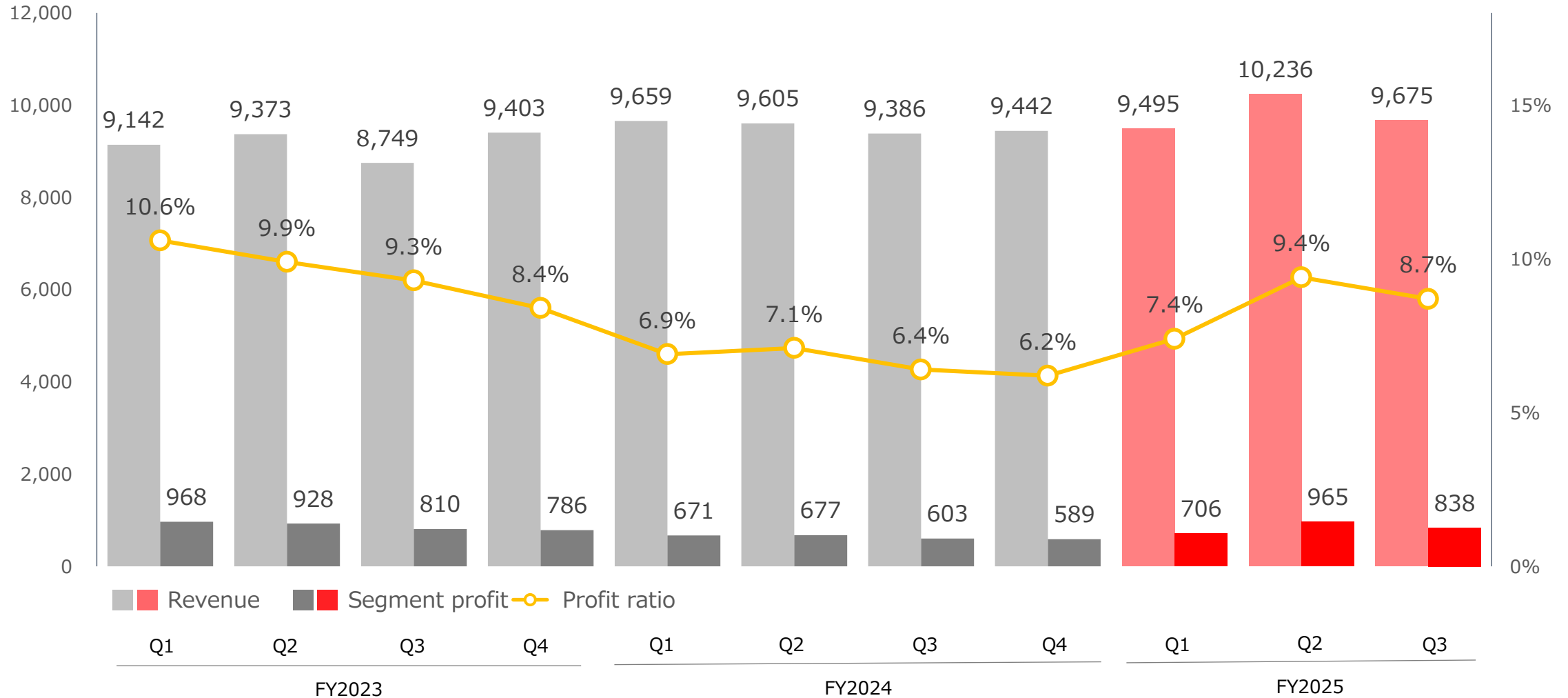


Core Operating Profit	+28.6%	■ Core operating profit increased due to an increase in revenue.
-----------------------	--------	------------------------------------------------------------------

(※) The above amount of revenue was after the elimination of intersegment transactions.

# Quarterly Operating Results for Industrial Products

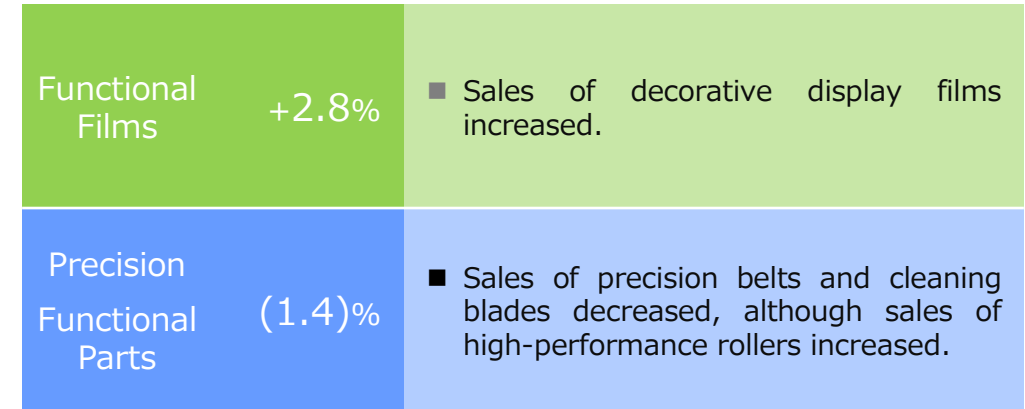
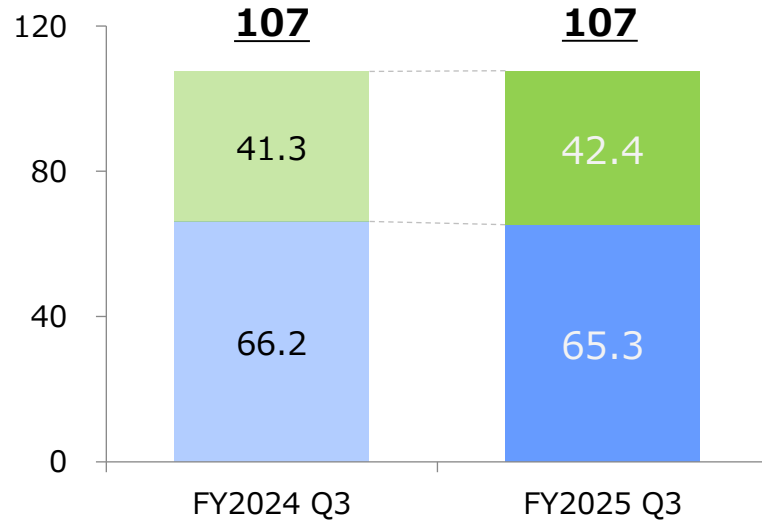
(Unit : Million Yen)



# Overview of Advanced Elastomer Products

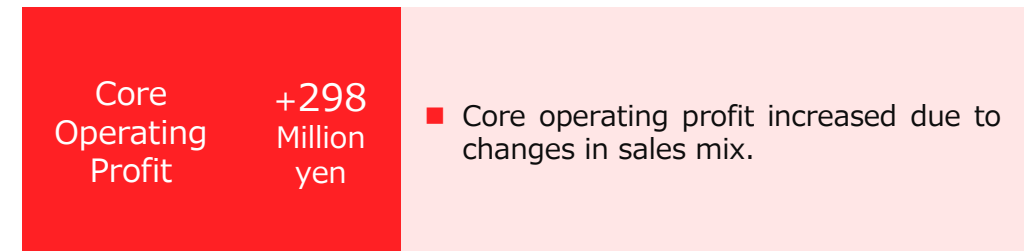
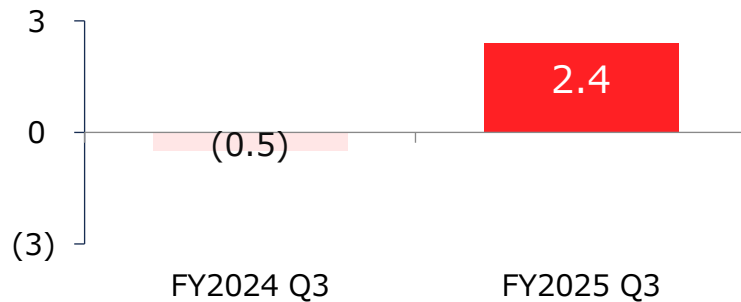
## Revenue by Products

(Unit : 100 Millions Yen)



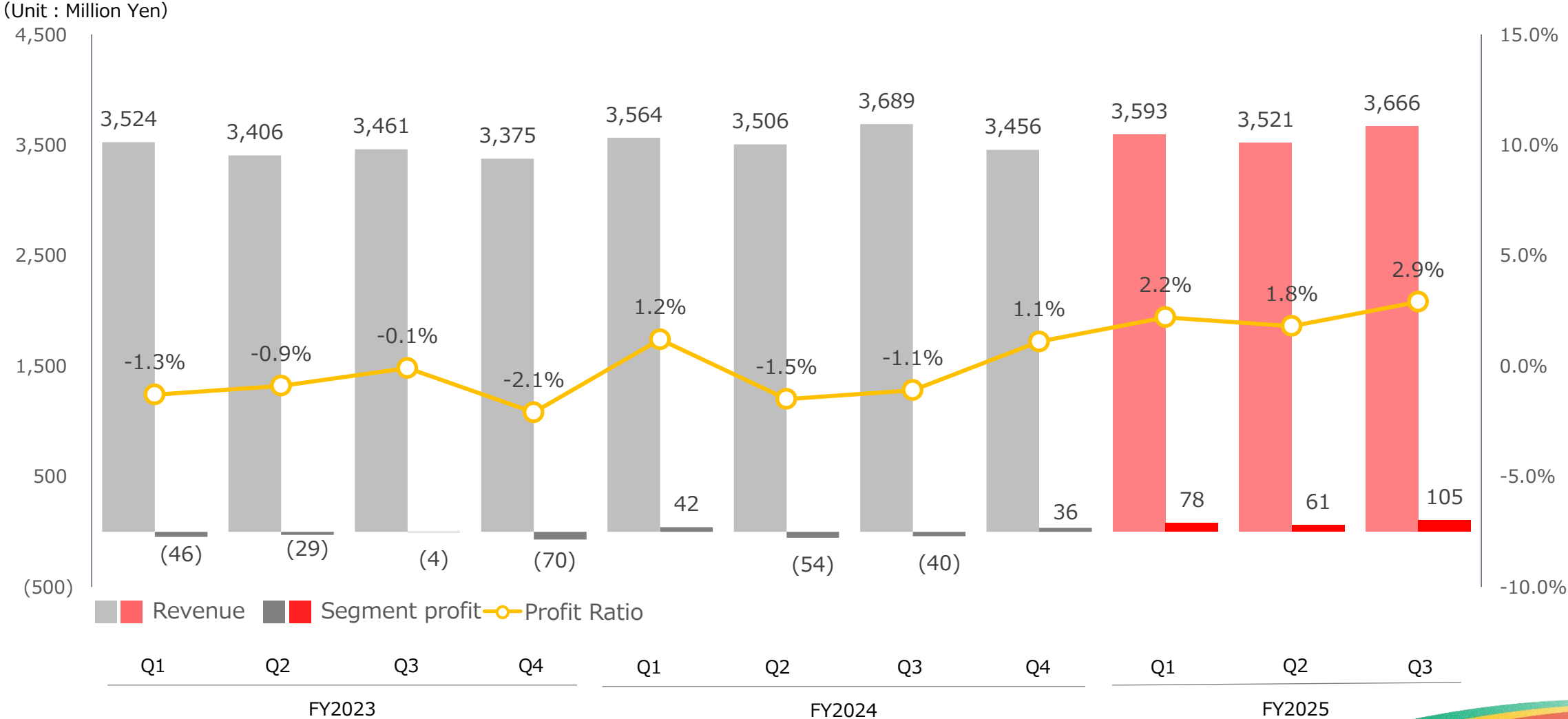
## Core Operating Profit

(Unit : 100 Millions Yen)



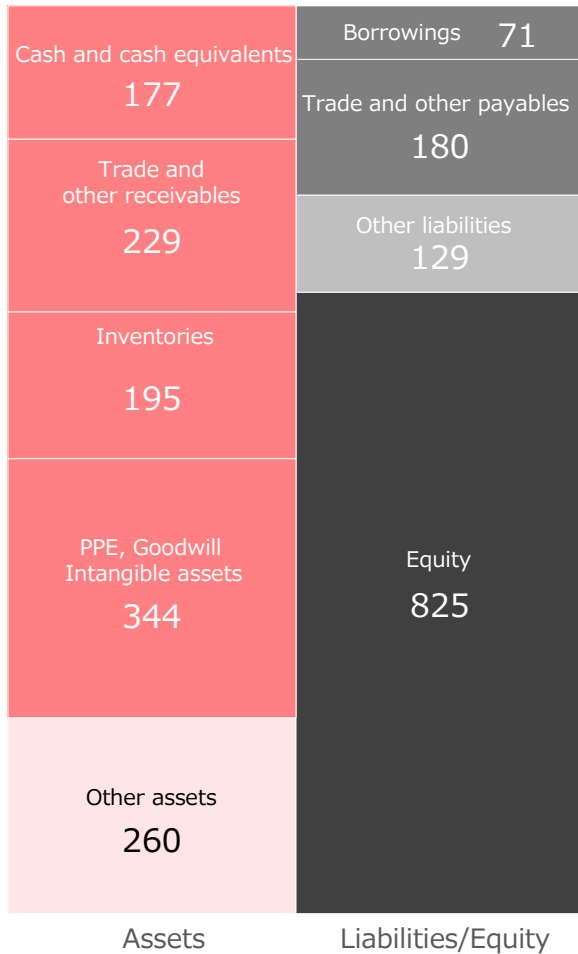
(※) The above amount of revenue was after the elimination of intersegment transactions.

# Quarterly Operating Results for Advanced Elastomer Products



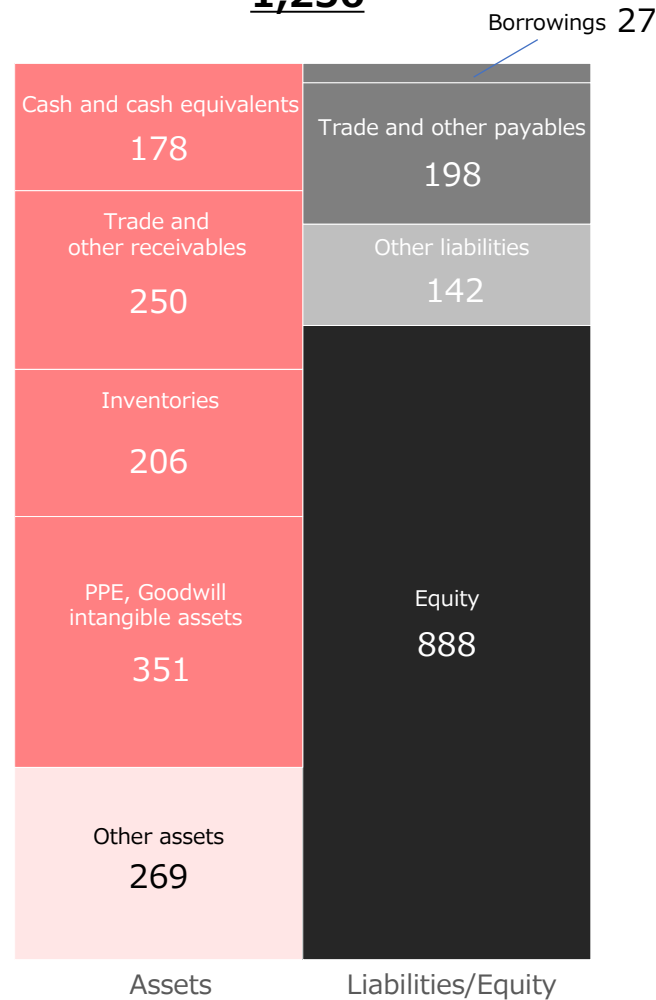
# Statements of Financial Position

(Unit : 100 Millions Yen) **1,206**

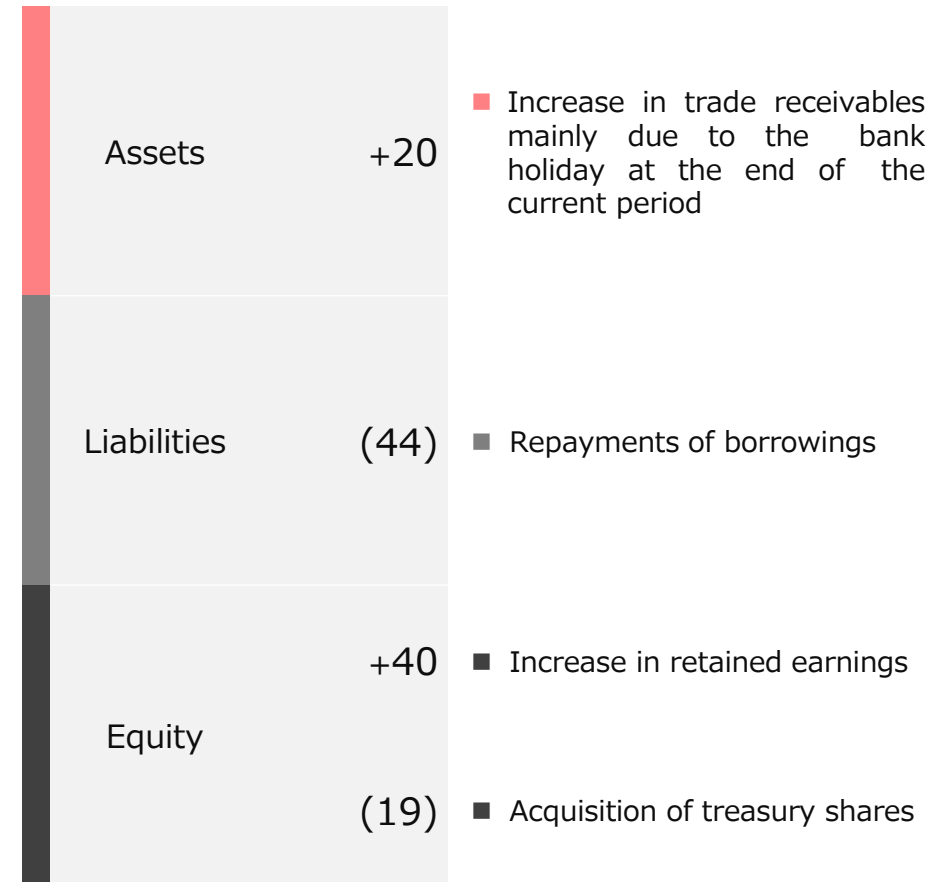


FY2024 Year-end

**1,256**



FY2025 Q3



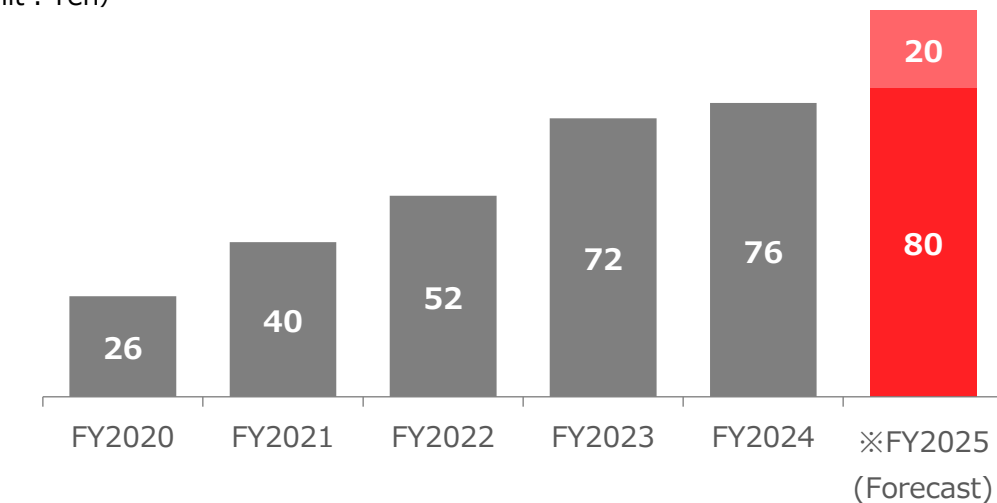
## II . Revision to Dividend Forecast for the Fiscal Year Ending March 31, 2026

# Revision to Dividend Forecast

- The Company will celebrate the 120th anniversary of its foundation on April 14, 2026 and has decided to pay **a commemorative dividend of 20 yen per share** as a part of the year-end dividend for the fiscal year ending March 31, 2026.
- As a result, the total year-end dividend for the fiscal year ending March 31, 2026 is expected to be 60 yen per share (an ordinary dividend of 40 yen and a commemorative dividend of 20 yen).

## Dividends per share

(Unit : Yen)

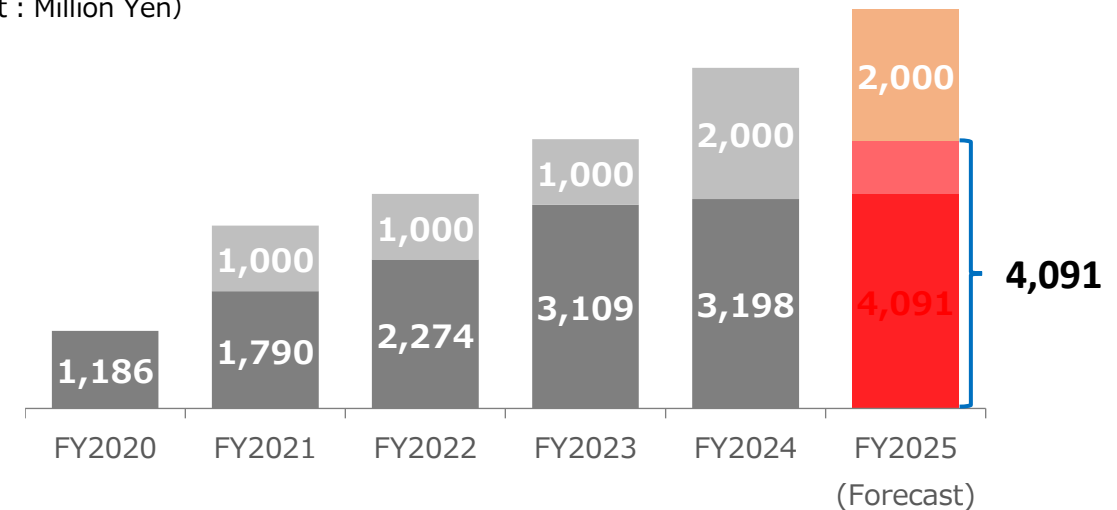


■ Ordinary dividend ■ Commemorative dividend

※Including a commemorative dividend of 20 yen for 120th anniversary of founding

## Total shareholder returns

(Unit : Million Yen)



■ Ordinary dividend ■ Commemorative dividend

■ Acquisition of treasury shares

Note: The above amount is after elimination of dividends paid to ESOP and BIP trusts.

This document contains descriptions of future performance. Such descriptions do not guarantee future performance and are subject to risks and uncertainties. Please note that future performance may differ from actual results due to changes in the business environment. Additionally, this document is provided for information purposes only and is not intended to solicit transactions.